

KOBELCO EXCAVATORS

FULL PRODUCT LINEUP

BUILT FOR POWER

BUILT TO MULTITASK

BUILT FOR EFFICIENCY

BUILT FOR SAFETY

BUILT LIKE NO OTHER



KOBELCO

MOVING MOUNTAINS ONE BUCKET AT A TIME

KOBELCO has long been known for its quality line of excavators and dedication to the research and development, manufacturing, and marketing of a full range of crawler excavators.

KOBELCO offers industry-leading crawler excavators in the 3,000 lb. to 121,000 lb. classes including zero tail swing, compact, standard, long reach, high and wide undercarriages, mass excavation, auto recycling, and demolition models.

KOBELCO excavators are well known for their advanced technologies, including an innovative noise and dust reduction system, advanced hydraulic circuitry for reduction of pressure loss, and for superior fuel efficiency.

THE LINEUP



SHORT RADIUS EXCAVATORS

SK75SR-7 | SK85CS-7 | SK140SRLC-7
ED160BR-7 | SK230SRLC-7 | SK270SRLC-7
SK380SRLC-7



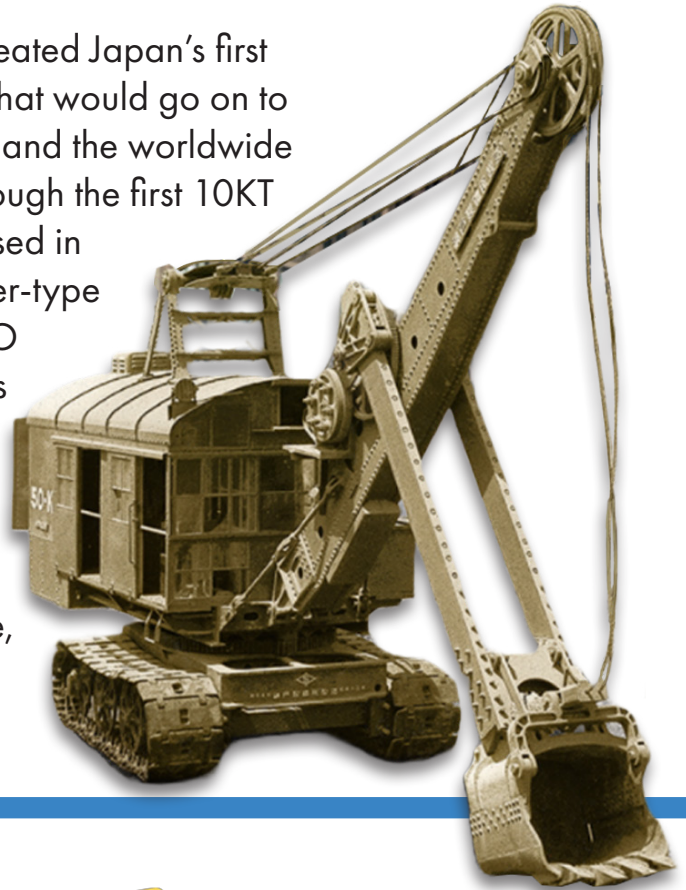
MINI EXCAVATORS

SK17SR-6E | SK26SR-7 | SK35SR-7
SK45SRX-7 | SK55SRX-7



KOBELCO HISTORY

It's been almost 100 years since KOBELCO created Japan's first electric mining shovel in 1930, an innovation that would go on to have a significant impact on both the business and the worldwide construction industry. We've seen our way through the first 10KT (6ft) and 20KT (10ft) truck cranes being released in Japan in 1953, to the release of the first crawler-type hydraulic excavator produced using KOBELCO proprietary technology in 1967, to generations of KOBELCO legacy excavators, our development of the first short rear swing excavator, and the record-breaking demolition machine with the longest reach in the world. We remain committed to excellence, quality, and innovation without compromises.



CONVENTIONAL EXCAVATORS

SK130LC-11 | SK170LC-11 | SK210LC-11
SK260LC-11 | SK300LC-11 | SK350LC-11
SK390LC-11 H&W | SK520LC-11



SPECIALTY EXCAVATORS

SK210D-11 | SK140SRD-7 | SK260DLC-11
SK350DLC-11

THE ALL-NEW -7 SERIES



COMPACT SIZE BIG PERFORMANCE

This next generation of KOBELCO Short Radius excavators set the standard for mid-size machines, offering full-size benefits with short rear swing capabilities and exceptional features.



iNDR

Quieter, cooler and cleaner. KOBELCO proprietary iNDR noise and dust reduction technology eliminates three of the biggest headaches of excavator operations.



DOZER BLADES

All Short Radius excavators have the option to add a dozer blade so you can backfill and level efficiently.

Also available in the SK130LC-11 (Optional)



STANDARD FEATURES

KOBELCO next generation Short Radius excavators continue to lead the way in power, fuel economy, and a whole lot of standard features.



EXCEPTIONAL DESIGN, GREATER PRODUCTIVITY

This next generation of Conventional excavators delivers superior performance, greater efficiency, more productivity, and follows the KOBELCO PERFORMANCE BY DESIGN concept for outstanding operator-based performance and comfort in this competitive class.



UNLIMITED POWER BOOST

When you need more power instantly, engage Power Boost to get 10% more power.


Not available in the SK130LC-11



HEAVY LIFT MODE

10% more hydraulic pressure (Heavy Lift) means greater lifting power.

Not available in the SK130LC-11



INDEPENDENT TRAVEL

With Independent Travel, safely carrying a large pipe across a job site is a breeze.



STANDARD FEATURES

KOBELCO -11s give you more features from the start.

MINI

KOBELCO minis might be smaller, but they have every bit of dedication and reliability we have put into our larger machines over the decades. With minimal rear swing radius (zero tail overhang) and a simple design that makes routine maintenance easy, these machines pack full-size performance into a highly portable frame.

NEW **SERIES 7 MINIS** COME STANDARD WITH

**MINI CAN BE
MIGHTY TOO.**

**BI-DIRECTIONAL AUXILIARY HYDRAULICS
iNDr COOLING
BACKLIT LED CONTROLS
SUSPENSION SEAT
AIR CONDITIONING (CAB ONLY)
HANDS-FREE CALLING (CAB ONLY)
USB/AUX PORT
GROUND LEVEL HOUR METER
COLOR MONITOR
ERGONOMIC LEVER ANGLES**



SK17SR-6E
3,681 LBS



SK26SR-7
6,790 LBS



SK35SR-7
CAB OR CANOPY
9,000 - 9,600 LBS



SK45SRX-7
CAB OR CANOPY
10,295 - 10,648 LBS



SK55SRX-7
CAB OR CANOPY
11,817 - 12,147 LBS



Weights based on standard machine configurations.

SHORT RADIUS

It only makes sense that the company that invented SR (short rear swing) excavators would stay ahead of the competition. The exclusive iNDr Cooling System reduces dust while delivering ultra-quiet operation, and multiple mode settings allow you to dial in the perfect balance of performance and fuel economy.

iNDr

SK75SR-7
18,700 LBS



iNDr

SK75SR-7
OFFSET BOOM
19,555 LBS



iNDr

SK85CS-7
20,100 LBS





SK140SRLC-7
32,800 LBS



SK140SRLC-7
OFFSET BOOM
33,700 LBS



ED160BR-7
BLADE RUNNER
37,000 - 39,200 LBS
Patented 6-Way Dozer + Excavator



SK230SRLC-7
57,100 - 60,600 LBS



SK270SRLC-7
61,100 - 62,200 LBS



SK380SRLC-7
83,600 - 84,700 LBS

Weights based on standard machine configurations. Bolt-on counterweight is standard on SK230SR-7, SK270SR-7 & ED160BR-7.

CONVENTIONAL

Don't let their name fool you. KOBELCO conventional excavators are anything but. With high-quality construction and low-cost maintenance, they're as cost-effective as they are dependable.



SK130LC-11
32,800 LBS



SK170LC-11
39,500 LBS



SK210LC-11
50,000 LBS



SK260LC-11
60,200 LBS



SK300LC-11
69,200 LBS



SK350LC-11
84,200 LBS



SK520LC-11
121,000 LBS

Weights based on standard machine configurations.

LONG REACH

Nothing is out of bounds with KOBELCO long reach excavators. Safely and securely tackle a wide variety of dredging, ditch cleaning and sloping jobs.



SK210LC-11
LONG REACH
52,900 LBS



SK260LC-11
LONG REACH
61,900 LBS



SK300LC-11
LONG REACH
79,160 LBS

Weights based on standard machine configurations.



SK210LC-11
HIGH & WIDE
56,400 LBS



SK260LC-11
HIGH & WIDE
65,000 LBS



SK390LC-11
HIGH & WIDE
85,100 LBS



SK520LC-11
HIGH & WIDE
131,400 LBS



HIGH & WIDE

With their wider stance and increased clearance, our High & Wide excavators can take on jobs usually reserved for bigger machines like forestry work, craning large pipe and loading out trucks. KOBELCO High & Wides are designed to be stable under the heaviest of loads.

SPECIALTY

Special jobs require specially equipped machines. KOBELCO has engineered these specialty excavators to take on unique applications that no ordinary excavator could touch.



AUTO DISMANTLING



SK140SRD-7

CAR DEMOLITION
45,000 LBS



SK210D-11

CAR DEMOLITION
67,500 LBS



Weights based on standard machine configurations.

MATERIAL HANDLING



SK260DLC-11
SCRAP LOADER
74,300 LBS



SK260DLC-11
MATERIAL HANDLER
74,700 LBS

BUILDING DEMO



SK350DLC-11
BUILDING DEMOLITION
96,560 LBS



Weights based on standard machine configurations.



4-Year/4000-Hour
Comprehensive
Warranty



Genuine
OEM Parts



Nationwide
Dealer Network

GOOD SUPPORT MATTERS

4Y/4K WARRANTY -

Any 2021 or newer model year full-size (SK75 and larger) excavator products come with a full machine four-year or 4,000-hour standard warranty and KOMEXS machine monitoring for the life of the warranty. That's serious protection for nearly every component in your excavator. *

* Terms and conditions apply. Optional Extended warranty is also available.

Specialty machines and the SK300LC-11 Long Reach receive a three-year or 3,000-hour standard warranty.

4Y/4K MINI WARRANTY -

All 2024 and newer model year compact excavator products now receive a four-year or 4,000-hour standard warranty. *






Our KOMEXS telematics service provides warning alerts when your machine needs service and offers easy access to all your maintenance history. From anywhere you have internet access, you can see where your machines are located along with work status, total operating hours and fuel consumption. KOMEXS is included for the length of every warranty term on our mid- and full-size excavators, or it's available as a standalone service.




The KOBELCO Premium Protection Plan (KPPP) allows you to customize coverage to fit your needs and budget. Choose from full extended base coverage or PT+HYD component coverage* for both new and used machines. When you purchase KPPP for your excavator, you're managing the cost of unexpected repairs after the standard warranty period expires. Should you need repairs, you'll deal directly with your nearest KOBELCO dealer to facilitate the repairs quickly using original OEM parts.



*See component coverage listing for all covered items. See terms and conditions for details.



Why risk it with second hand parts when you can have KOBELCO Genuine Parts shipped the next day? Designed and manufactured to factory specifications, KOBELCO Genuine Parts are guaranteed to maintain the quality, power and efficiency of your machine – all at the lowest cost possible.



KOBELCO Financial Services (KFS) understands the environment you are competing in and the power a new equipment solution can play in increasing your productivity and competitiveness. KOBELCO and Wells Fargo Bank have formed a business alliance to provide fast, simple, and reliable financing solutions that can help you achieve your business goals. Financing for the KFS program is provided by Wells Fargo Bank, NA. Financing available only in North America.





For more info, visit us at
WWW.KOBELCO-USA.COM

Note: This catalog may contain attachments and optional equipment that are not available in your area. And it may contain photographs of machines with specifications that differ from those of machines sold in your areas. Please consult your nearest KOBELCO distributor for those items you require. Due to our policy of continuous product improvements all designs and specifications are subject to change without advance notice. Copyright by **KOBELCO CONSTRUCTION MACHINERY CO., LTD.** No part of this catalog may be reproduced in any manner without notice.

KOBELCO CONSTRUCTION MACHINERY U.S.A. INC.